



REPORT BY THE DIRECTOR-GENERAL

**OPCW INCOME AND EXPENDITURE
FOR THE PERIOD 1 JANUARY TO 30 SEPTEMBER 2020
(THIRD QUARTER OF THE FINANCIAL YEAR ENDING 31 DECEMBER 2020)**

Background

1. In paragraph 14.1 of the report of its Forty-First Session (EC-41/5, dated 1 July 2005), the Executive Council (hereinafter “the Council”) noted the report of the Eighteenth Session of the Advisory Body on Administrative and Financial Matters (ABAF-18/1, dated 13 May 2005), including its view that the Director-General should report quarterly to the Council on income and expenditure.
2. The Director-General hereby submits to the Council a commentary on the quarterly financial position and, as annexes to this report, the detailed statements indicating the income and expenditure performance of the OPCW for the period 1 January to 30 September 2020, together with information on prior years, where this is useful for comparative or explanatory purposes.

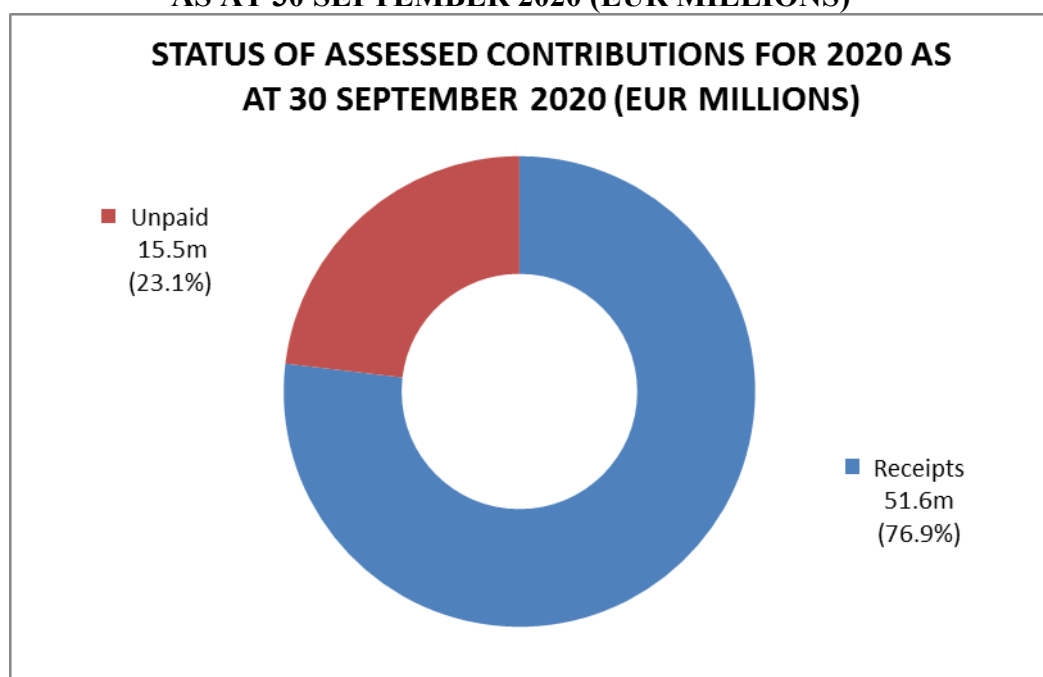
Commentary

Status of outstanding assessed contributions for 2020 (Annex 1)

3. As at 30 September 2020, the collection rate for assessed contributions for 2020 was 76.9% (EUR 51.6 million), slightly higher than the position as at the same date in 2019 (76.8%, EUR 51.5 million), as indicated in Figure 1 below.



FIGURE 1: STATUS OF ASSESSED CONTRIBUTIONS FOR 2020 AS AT 30 SEPTEMBER 2020 (EUR MILLIONS)

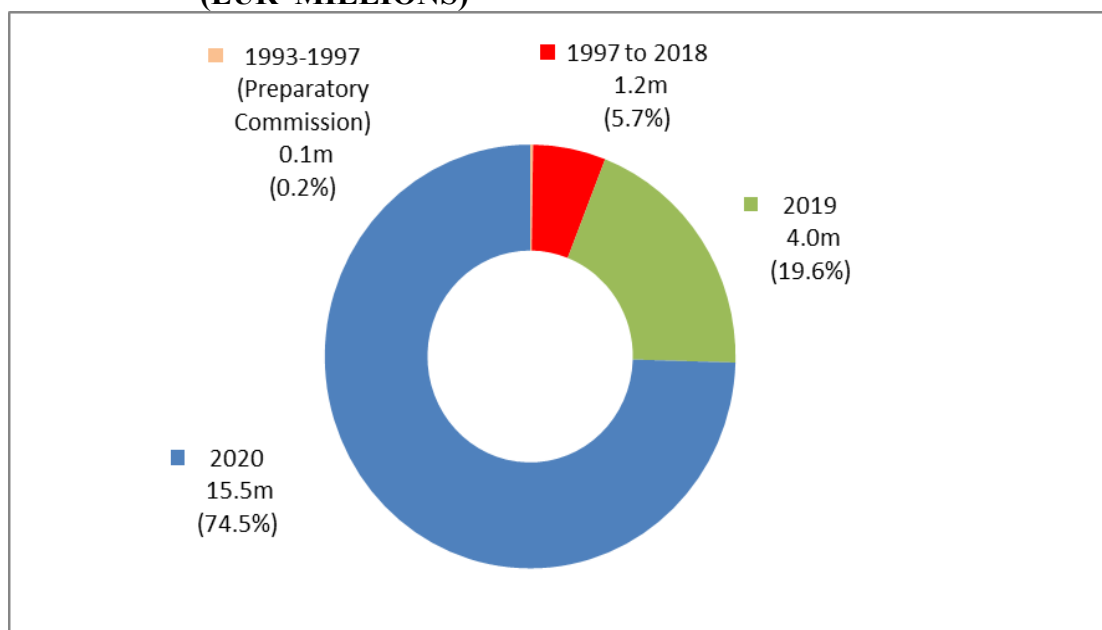


4. As at 30 September 2020, the total outstanding amount of assessed contributions for 2020 was EUR 15.5 million. Of this amount, a total of EUR 13.3 million related to five States Parties whose outstanding assessed contributions for 2020 were greater than EUR 0.5 million.

Ageing of all outstanding assessed contributions (Annex 1)

5. Total outstanding assessed contributions across all years amounted to EUR 20.8 million as at 30 September 2020. Most of the outstanding assessed contributions relate to 2020, as set out in Figure 2 below.

FIGURE 2: AGEING OF ALL OUTSTANDING ASSESSED CONTRIBUTIONS AS AT 30 SEPTEMBER 2020 (EUR MILLIONS)



Voting rights (Annexes 2 and 3)

6. As at 30 September 2020, 21 States Parties were in arrears for assessed contributions prior to 2018, and a further two remained in arrears for multi-year payment plans. These arrears resulted in the loss of voting rights for these 23 States Parties.

Article IV and V reimbursements (Annexes 4 and 5)

7. As at 30 September 2020, an amount of EUR 0.1 million had been invoiced to States Parties for 2020 under Articles IV and V of the Chemical Weapons Convention (hereinafter “the Convention”). Arrears in reimbursements for such inspections, totalling EUR 8.0 million as at 31 December 2019, have subsequently been reduced through payments received in the current year of EUR 0.6 million, leaving a total amount outstanding of EUR 7.5 million as at 30 September 2020.

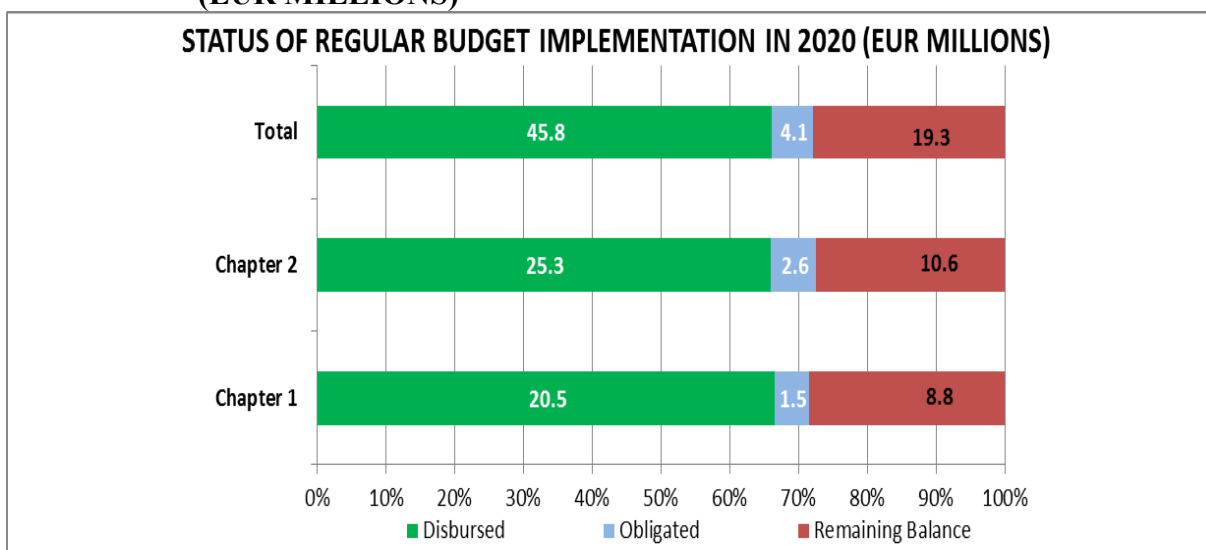
Projected cash surplus/deficit position for 2019

8. At current state, in addition to implications in budget implementation, the Organisation may face a cash deficit position for 2019 unless significant prior year assessed contributions and Article IV and V reimbursements are received within the last quarter of 2020 and by 31 December 2020. Should a cash deficit position arise, it will have to be offset in the future by a means decided by the Conference. It is therefore important that there is movement in both of these areas to avoid such a situation.

Budget implementation (Annex 6)

9. The total budget implementation rate (including disbursements and obligations) as at 30 September 2020 was 72%. In Chapter 1, the implementation rate was 71%, and in Chapter 2 the rate was 73%, as outlined in Figure 3 below.

FIGURE 3: STATUS OF REGULAR BUDGET IMPLEMENTATION IN 2020 (EUR MILLIONS)

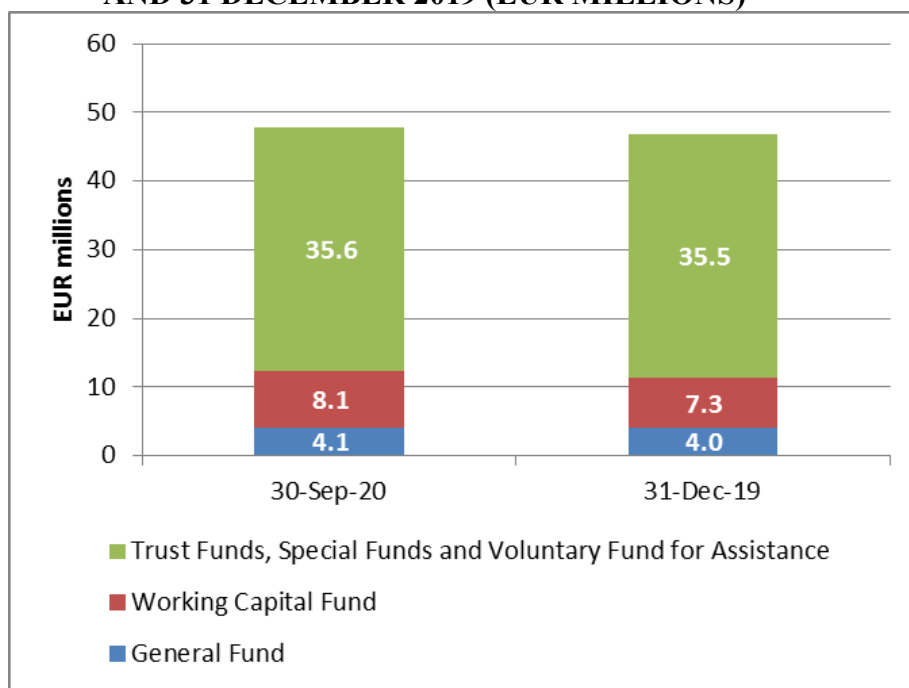


10. The Technical Secretariat (hereinafter “the Secretariat”) monitors budget implementation on a regular basis, in line with programmatic activity and the available cash balance and forecast.

Cash position (Annex 7)

11. Total cash balances (across all funds) were EUR 47.8 million as at 30 September 2020, a slight increase from the balance as at 31 December 2019 (EUR 46.9 million).
12. Figure 4 below shows the composition of cash balances as at 30 September 2020 and 31 December 2019.

FIGURE 4: STATUS OF CASH BALANCES AS AT 30 SEPTEMBER 2020 AND 31 DECEMBER 2019 (EUR MILLIONS)



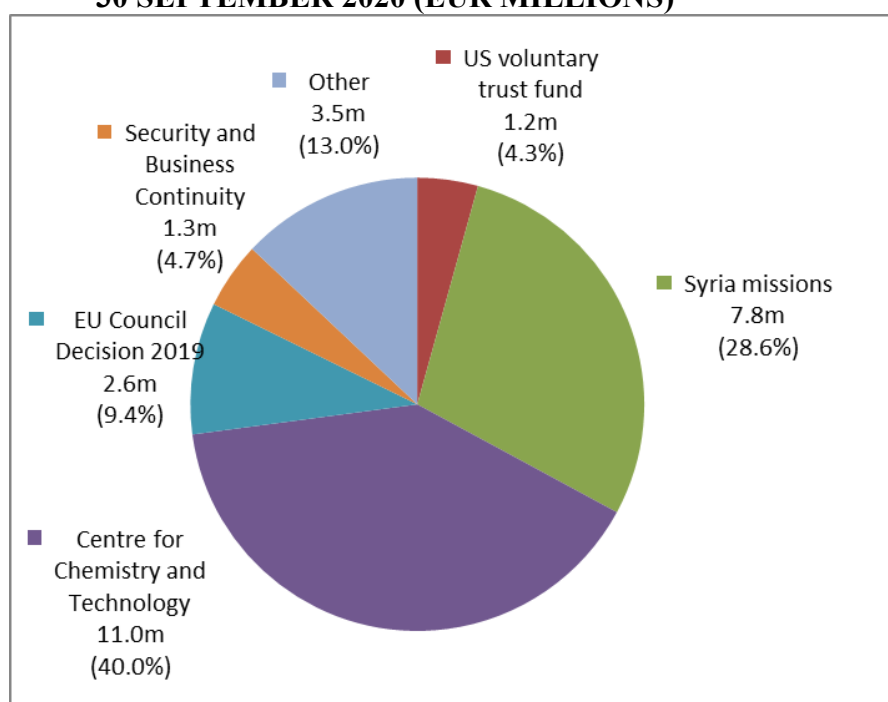
Status of the Working Capital Fund, special funds, and the Voluntary Fund for Assistance (Annex 8)

13. In the three quarters to 30 September 2020, the Working Capital Fund continued to maintain a fund balance of EUR 8.1 million. The special fund for the implementation of a new enterprise resource planning (ERP) system incurred net costs of EUR 1.1 million in the same period, reducing available funds from EUR 1.2 million as at 31 December 2019 to EUR 0.1 million as at 30 September 2020.
14. The special fund for cybersecurity, business continuity, and physical infrastructure security incurred EUR 0.3 million in costs in the reporting period, as continued investments were made in these areas.

Trust fund balances (Annex 9)

15. Available trust fund balances (excluding special funds and the Voluntary Fund for Assistance) totalled EUR 27.4 million as at 30 September 2020, of which 87% was held in the five largest trust funds, as indicated in Figure 5 below.

FIGURE 5: COMPOSITION OF TRUST FUND BALANCES AS AT 30 SEPTEMBER 2020 (EUR MILLIONS)



Impact of the COVID-19 pandemic

16. The Secretariat continues to make every effort to minimise, to the extent possible, the impact of the COVID-19 pandemic situation on the implementation of the OPCW's activities and programme for 2020 and in this regard continues to closely monitor the situation, in order to adopt appropriate mitigating measures.¹

¹ See Note by the Technical Secretariat "Update on the Impact of the Outbreak of the Novel Coronavirus (COVID-19) on the Organisation for the Prohibition of Chemical Weapons Programme in 2020" (S/1890/2020, dated 26 August 2020).

List of annexes

17. The following detailed statements are included as annexes to this report:
- (a) status of income:
 - (i) Annex 1: “Status of Assessed Contributions of States Parties as at 30 September 2020”;
 - (ii) Annex 2: “Multi-year Payment Plans Approved by the Conference of the States Parties as at 30 September 2020”;
 - (iii) Annex 3: “States Parties That, as at 30 September 2020, Were in Arrears in Respect of Contributions Assessed for Previous Years, in an Amount Equal to or Exceeding the Amount of Contributions Due from Them for 2018 and 2019”;
 - (iv) Annex 4: “Reimbursements for Inspections Invoiced Under Articles IV and V of the Chemical Weapons Convention for the Period 1 January to 30 September 2020”;
 - (v) Annex 5: “Payment Performance with Respect to Reimbursements for Inspections Under Articles IV and V of the Chemical Weapons Convention as at 30 September 2020”; and
 - (vi) Annex 6: “Statement of Appropriations by Funding Programme and Subprogramme for the Period 1 January to 30 September 2020”.
 - (b) cash position:
 - (i) Annex 7: “Bank Balances as at 30 September 2020”; and
 - (c) special accounts and trust funds:
 - (i) Annex 8: “Status of Working Capital Fund, Special Accounts, and of the Voluntary Fund for Assistance as at 30 September 2020”; and
 - (ii) Annex 9: “Status of Trust Funds as at 30 September 2020”.
18. All amounts herein are given in euros. Comparative information on prior years refers to the situation as at the end of a given year or to the entire year.

Annexes (English only)

Annex 1

STATUS OF ASSESSED CONTRIBUTIONS OF STATES PARTIES AS AT 30 SEPTEMBER 2020²

	State Party	Outstanding Contributions from the Preparatory Commission 1993 – 1997	Outstanding Annual Contributions 1997 – 2018	2019 Annual Contributions			2020 Annual Contributions			Over-payment/ Advances	Total Annual Contributions Outstanding 1993 – 2020	Working Capital Fund Outstanding
				Assessment	Receipts	Balance Outstanding	Assessment	Receipts	Balance Outstanding			
1.	Afghanistan	-	-	4,740	4,740	-	4,740	4,740	-	-	-	-
2.	Albania	-	-	5,417	5,417	-	5,417	-	5,417	-	5,417	-
3.	Algeria	-	-	93,436	93,436	-	93,436	93,436	-	-	-	-
4.	Andorra	-	-	3,385	3,385	-	3,385	3,385	-	-	-	-
5.	Angola	-	-	6,771	-	6,771	6,771	-	6,771	-	13,542	-
6.	Antigua and Barbuda	-	19,059	1,354	-	1,354	1,354	-	1,354	-	21,767	300
7.	Argentina	-	-	619,524	-	619,524	619,524	-	619,524	-	1,239,048	-
8.	Armenia	-	-	4,740	4,740	-	4,740	4,740	-	-	-	-
9.	Australia	-	-	1,496,336	1,496,336	-	1,496,336	1,496,336	-	-	-	-
10.	Austria	-	-	458,380	458,380	-	458,380	458,380	-	-	-	-
11.	Azerbaijan	-	-	33,177	33,177	-	33,177	33,177	-	-	-	-
12.	Bahamas	-	-	12,187	12,187	-	12,187	12,187	-	-	-	-
13.	Bahrain	-	-	33,854	33,854	-	33,854	33,686	168	-	168	-
14.	Bangladesh	-	-	6,771	6,771	-	6,771	6,771	-	-	-	-
15.	Barbados	-	-	4,740	4,740	-	4,740	4,740	-	-	-	-
16.	Belarus	-	-	33,177	33,177	-	33,177	33,177	-	-	-	-
17.	Belgium	-	-	555,879	555,879	-	555,879	555,879	-	-	-	-
18.	Belize	-	-	671	-	671	671	-	671	-	1,342	-
19.	Benin	-	30	2,031	-	2,031	2,031	-	2,031	-	4,092	-
20.	Bhutan	-	-	671	671	-	671	671	-	-	-	-
21.	Bolivia (Plurinational State of)	-	-	10,833	-	10,833	10,833	-	10,833	-	21,666	-
22.	Bosnia and Herzegovina	-	-	8,125	8,125	-	8,125	8,125	-	-	-	-
23.	Botswana	-	-	9,479	9,479	-	9,479	9,479	-	-	-	-
24.	Brazil	-	-	1,996,017	-	1,996,017	1,996,017	-	1,996,017	-	3,992,034	-
25.	Brunei Darussalam	-	-	16,927	16,927	-	16,927	16,927	-	-	-	-
26.	Bulgaria	-	-	31,145	31,145	-	31,145	31,145	-	-	-	-
27.	Burkina Faso	-	-	2,031	2,016	15	2,031	-	2,031	-	2,046	-
28.	Burundi	-	-	671	671	-	671	1	670	-	670	-
29.	Cabo Verde	-	2,857	671	-	671	671	-	671	-	4,199	-
30.	Cambodia	-	-	4,062	4,062	-	4,062	4,062	-	-	-	-
31.	Cameroon	-	2,044	8,802	-	8,802	8,802	-	8,802	-	19,648	-
32.	Canada	-	-	1,851,123	1,851,123	-	1,851,123	1,851,123	-	-	-	-

² The amounts listed in the “Receipts” columns in this Annex include payments received and credited for the period in question, regardless of when they were received. They do not include overpayments.

	State Party	Outstanding Contributions from the Preparatory Commission 1993 – 1997	Outstanding Annual Contributions 1997 – 2018	2019 Annual Contributions			2020 Annual Contributions			Over-payment/ Advances	Total Annual Contributions Outstanding 1993 – 2020	Working Capital Fund Outstanding
				Assessment	Receipts	Balance Outstanding	Assessment	Receipts	Balance Outstanding			
33.	Central African Republic	6,633	8,227	671	-	671	671	-	671	-	16,202	99
34.	Chad	-	7,047	2,708	-	2,708	2,708	-	2,708	-	12,463	-
35.	Chile	-	-	275,570	275,570	-	275,570	-	275,570	-	275,570	-
36.	China	-	-	8,128,287	7,853,287	275,000	8,128,287	-	8,128,287	-	8,403,287	-
37.	Colombia	-	-	194,998	5	194,993	194,998	-	194,998	-	389,991	-
38.	Comoros	-	-	671	671	-	671	-	671	-	671	-
39.	Congo	-	3,960	4,062	-	4,062	4,062	-	4,062	-	12,084	-
40.	Cook Islands	-	-	671	671	-	671	671	-	2	-	-
41.	Costa Rica	-	-	41,979	41,979	-	41,979	41,979	-	9,150	-	-
42.	Côte d'Ivoire	-	-	8,802	-	8,802	8,802	-	8,802	-	17,604	-
43.	Croatia	-	-	52,135	52,135	-	52,135	52,135	-	-	-	-
44.	Cuba	-	-	54,166	-	54,166	54,166	-	54,166	-	108,332	-
45.	Cyprus	-	-	24,375	24,375	-	24,375	24,375	-	-	-	-
46.	Czech Republic	-	-	210,570	210,570	-	210,570	210,570	-	-	-	-
47.	Democratic Republic of the Congo	-	-	6,771	1,857	4,914	6,771	-	6,771	-	11,685	-
48.	Denmark	-	-	375,100	375,100	-	375,100	-	375,100	-	375,100	-
49.	Djibouti	5,982	8,693	671	-	671	671	-	671	-	16,017	99
50.	Dominica	-	4,210	671	-	671	671	-	671	-	5,552	-
51.	Dominican Republic	8,976	280,255	35,885	-	35,885	35,885	-	35,885	-	361,001	2,395
52.	Ecuador	-	-	54,166	54,166	-	54,166	-	54,166	-	54,166	-
53.	El Salvador	-	-	8,125	8,125	-	8,125	8,125	-	80	-	-
54.	Equatorial Guinea	-	-	10,833	10,833	-	10,833	10,832	1	-	1	-
55.	Eritrea	-	-	671	671	-	671	671	-	-	-	-
56.	Estonia	-	-	26,406	26,406	-	26,406	26,406	-	-	-	-
57.	Eswatini	-	-	1,354	1,354	-	1,354	-	1,354	-	1,354	-
58.	Ethiopia	-	-	6,771	6,771	-	6,771	6,697	74	-	74	-
59.	Fiji	-	-	2,031	2,031	-	2,031	2,031	-	-	-	-
60.	Finland	-	-	285,049	285,049	-	285,049	285,049	-	-	-	-
61.	France	-	-	2,997,411	2,997,411	-	2,997,411	2,997,411	-	-	-	-
62.	Gabon	-	46,813	10,156	-	10,156	10,156	-	10,156	-	67,125	-
63.	Gambia	-	-	671	671	-	671	671	-	-	-	-
64.	Georgia	-	-	5,417	5,417	-	5,417	5,417	-	-	-	-
65.	Germany	-	-	4,123,387	4,123,387	-	4,123,387	4,123,387	-	-	-	-
66.	Ghana	-	-	10,156	10,156	-	10,156	-	10,156	-	10,156	-
67.	Greece	-	-	247,809	247,809	-	247,809	247,809	-	-	-	-
68.	Grenada	-	-	671	671	-	671	-	671	-	671	-
69.	Guatemala	-	-	24,375	24,375	-	24,375	21,893	2,482	-	2,482	-
70.	Guinea	6,633	35,265	2,031	-	2,031	2,031	-	2,031	-	45,960	607
71.	Guinea-Bissau	6,633	7,083	671	-	671	671	-	671	-	15,058	99
72.	Guyana	-	-	1,354	1,354	-	1,354	1,354	-	12,348	-	-
73.	Haiti	-	-	2,031	2,031	-	2,031	2,031	-	8	-	-

State Party	Outstanding Contributions from the Preparatory Commission 1993 – 1997	Outstanding Annual Contributions 1997 – 2018	2019 Annual Contributions			2020 Annual Contributions			Over-payment/Advances	Total Annual Contributions Outstanding 1993 – 2020	Working Capital Fund Outstanding
			Assessment	Receipts	Balance Outstanding	Assessment	Receipts	Balance Outstanding			
74.	Holy See	-	671	671	-	671	671	-	-	-	-
75.	Honduras	2,563	6,094	-	6,094	6,094	-	6,094	-	14,751	-
76.	Hungary	-	139,477	139,477	-	139,477	139,477	-	-	-	-
77.	Iceland	-	18,958	18,958	-	18,958	18,958	-	-	-	-
78.	India	-	564,681	564,681	-	564,681	564,681	-	-	-	-
79.	Indonesia	-	367,652	367,652	-	367,652	367,652	-	-	-	-
80.	Iran (Islamic Republic of)	-	269,476	100,000	169,476	269,476	-	269,476	-	438,952	-
81.	Iraq	-	87,343	84,494	2,849	87,343	-	87,343	-	90,192	-
82.	Ireland	-	251,195	251,195	-	251,195	251,195	-	180	-	-
83.	Italy	-	2,239,087	2,239,087	-	2,239,087	2,239,087	-	-	-	-
84.	Jamaica	-	5,417	5,417	-	5,417	-	5,417	-	5,417	-
85.	Japan	-	5,798,472	5,798,472	-	5,798,472	5,798,472	-	-	-	-
86.	Jordan	-	14,219	14,219	-	14,219	14,219	-	-	-	-
87.	Kazakhstan	-	120,519	120,519	-	120,519	120,519	-	-	-	-
88.	Kenya	-	16,250	16,250	-	16,250	16,250	-	-	-	-
89.	Kiribati	-	671	656	15	671	-	671	-	686	-
90.	Kuwait	-	170,623	170,623	-	170,623	170,623	-	-	-	-
91.	Kyrgyzstan	-	1,354	1,354	-	1,354	1,354	-	12,164	-	-
92.	Lao People's Democratic Republic	-	3,385	3,385	-	3,385	-	3,385	-	3,385	-
93.	Latvia	-	31,823	31,823	-	31,823	31,823	-	-	-	-
94.	Lebanon	-	31,823	31,823	-	31,823	31,823	-	-	-	-
95.	Lesotho	-	671	671	-	671	-	671	-	671	-
96.	Liberia	-	1,296	671	671	671	-	671	-	2,638	-
97.	Libya	-	262,690	20,312	20,312	20,312	-	20,312	-	303,314	-
98.	Liechtenstein	-	6,094	6,094	-	6,094	6,094	-	-	-	-
99.	Lithuania	-	48,072	48,072	-	48,072	48,072	-	-	-	-
100.	Luxembourg	-	45,364	45,364	-	45,364	45,364	-	-	-	-
101.	Madagascar	-	2,708	2,703	5	2,708	-	2,708	-	2,713	-
102.	Malawi	-	1,354	1,354	-	1,354	-	1,354	-	1,354	-
103.	Malaysia	-	230,883	230,883	-	230,883	230,883	-	-	-	-
104.	Maldives	-	2,708	2,708	-	2,708	-	2,708	-	2,708	-
105.	Mali	-	2,708	2,708	-	2,708	2,708	-	11,428	-	-
106.	Malta	-	11,510	11,510	-	11,510	11,510	-	-	-	-
107.	Marshall Islands	-	761	671	671	671	-	671	-	2,103	-
108.	Mauritania	-	1,354	1,354	-	1,354	51	1,303	-	1,303	-
109.	Mauritius	-	7,448	7,448	-	7,448	7,448	-	-	-	-
110.	Mexico	-	874,781	874,781	-	874,781	-	874,781	-	874,781	-
111.	Micronesia (Federated States of)	-	8,531	671	671	671	-	671	-	9,873	-
112.	Monaco	-	7,448	7,448	-	7,448	7,448	-	-	-	-
113.	Mongolia	-	3,385	3,385	-	3,385	-	3,385	-	3,385	-
114.	Montenegro	-	2,708	2,708	-	2,708	2,708	-	-	-	-

	State Party	Outstanding Contributions from the Preparatory Commission 1993 – 1997	Outstanding Annual Contributions 1997 – 2018	2019 Annual Contributions			2020 Annual Contributions			Over-payment/ Advances	Total Annual Contributions Outstanding 1993 – 2020	Working Capital Fund Outstanding
				Assessment	Receipts	Balance Outstanding	Assessment	Receipts	Balance Outstanding			
115.	Morocco	-	-	37,239	37,239	-	37,239	37,239	-	-	-	-
116.	Mozambique	-	-	2,708	2,708	-	2,708	2,641	67	-	67	-
117.	Myanmar	-	-	6,771	6,771	-	6,771	6,756	15	-	15	-
118.	Namibia	-	6,603	6,094	-	6,094	6,094	-	6,094	-	18,791	-
119.	Nauru	-	-	671	671	-	671	671	-	43	-	-
120.	Nepal	-	-	4,740	4,740	-	4,740	4,740	-	-	-	-
121.	Netherlands	-	-	918,115	918,115	-	918,115	918,115	-	84,054	-	-
122.	New Zealand	-	-	197,029	197,029	-	197,029	197,029	-	-	-	-
123.	Nicaragua	-	-	3,385	3,385	-	3,385	3,385	-	-	-	-
124.	Niger	6,633	30,088	1,354	-	1,354	1,354	-	1,354	-	39,429	505
125.	Nigeria	-	-	169,269	169,269	-	169,269	169,269	-	127,473	-	-
126.	Niue	-	670	671	-	671	671	-	671	-	2,012	-
127.	North Macedonia	-	-	4,740	4,740	-	4,740	-	4,740	-	4,740	-
128.	Norway	-	-	510,515	510,515	-	510,515	510,515	-	-	-	-
129.	Oman	-	-	77,864	77,864	-	77,864	77,864	-	-	-	-
130.	Pakistan	-	-	77,864	77,864	-	77,864	77,864	-	1,528	-	-
131.	Palau	-	-	671	671	-	671	671	-	52	-	-
132.	Panama	-	-	30,468	2,119	28,349	30,468	-	30,468	-	58,817	-
133.	Papua New Guinea	-	-	6,771	-	6,771	6,771	-	6,771	-	13,542	-
134.	Paraguay	-	-	10,833	10,833	-	10,833	-	10,833	-	10,833	-
135.	Peru	-	-	102,915	102,915	-	102,915	52,650	50,265	-	50,265	-
136.	Philippines	-	-	138,800	138,800	-	138,800	138,800	-	-	-	-
137.	Poland	-	-	543,014	543,014	-	543,014	543,014	-	-	-	-
138.	Portugal	-	-	236,976	236,976	-	236,976	236,976	-	-	-	-
139.	Qatar	-	-	190,935	190,935	-	190,935	190,920	15	-	15	-
140.	Republic of Korea	-	-	1,534,929	1,534,929	-	1,534,929	1,534,929	-	-	-	-
141.	Republic of Moldova	-	-	2,031	2,031	-	2,031	2,031	-	-	-	-
142.	Romania	-	-	134,061	134,061	-	134,061	134,061	-	-	-	-
143.	Russian Federation	-	-	1,628,365	1,607,277	21,088	1,628,365	-	1,628,365	-	1,649,453	-
144.	Rwanda	-	-	2,031	2,031	-	2,031	2,031	-	-	-	-
145.	Saint Kitts and Nevis	-	-	671	671	-	671	671	-	-	-	-
146.	Saint Lucia	-	-	671	671	-	671	612	59	-	59	-
147.	Saint Vincent and the Grenadines	-	-	671	671	-	671	671	-	11,377	-	-
148.	Samoa	-	-	671	671	-	671	671	-	40	-	-
149.	San Marino	-	-	1,354	1,354	-	1,354	1,354	-	-	-	-
150.	Sao Tome and Principe	-	10,305	671	-	671	671	-	671	-	11,647	96
151.	Saudi Arabia	-	-	793,532	793,532	-	793,532	793,532	-	-	-	-
152.	Senegal	-	-	4,740	4,427	313	4,740	-	4,740	-	5,053	-
153.	Serbia	-	-	18,958	18,958	-	18,958	18,958	-	-	-	-
154.	Seychelles	-	-	1,354	1,354	-	1,354	-	1,354	-	1,354	-
155.	Sierra Leone	6,633	9,630	671	-	671	671	-	671	-	17,605	96

	State Party	Outstanding Contributions from the Preparatory Commission 1993 – 1997	Outstanding Annual Contributions 1997 – 2018	2019 Annual Contributions			2020 Annual Contributions			Over-payment/Advances	Total Annual Contributions Outstanding 1993 – 2020	Working Capital Fund Outstanding
				Assessment	Receipts	Balance Outstanding	Assessment	Receipts	Balance Outstanding			
156.	Singapore	-	-	328,381	328,381	-	328,381	328,381	-	-	-	-
157.	Slovakia	-	-	103,592	103,592	-	103,592	103,592	-	-	-	-
158.	Slovenia	-	-	51,458	51,458	-	51,458	51,458	-	-	-	-
159.	Solomon Islands	-	-	671	37	634	671	-	671	-	1,305	-
160.	Somalia	-	3,687	671	-	671	671	-	671	-	5,029	99
161.	South Africa	-	-	184,164	184,164	-	184,164	184,164	-	-	-	-
162.	Spain	-	-	1,453,003	1,453,003	-	1,453,003	1,453,003	-	-	-	-
163.	Sri Lanka	-	-	29,791	29,791	-	29,791	29,791	-	-	-	-
164.	State of Palestine	-	-	5,417	5,417	-	5,417	5,417	-	-	-	-
165.	Sudan	-	-	6,771	-	6,771	6,771	-	6,771	-	13,542	-
166.	Suriname	-	7,824	3,385	-	3,385	3,385	-	3,385	-	14,594	-
167.	Sweden	-	-	1,354	1,354	-	1,354	-	1,354	-	1,354	-
168.	Switzerland	-	-	613,430	613,430	-	613,430	613,430	-	-	-	-
169.	Syrian Arab Republic	-	-	779,313	779,313	-	779,313	779,313	-	-	-	-
170.	Tajikistan	-	-	7,448	7,448	-	7,448	-	7,448	-	7,448	-
171.	Thailand	-	-	2,708	2,708	-	2,708	-	2,708	-	2,708	-
172.	Timor-Leste	-	3,977	1,354	-	1,354	1,354	-	1,354	-	6,685	-
173.	Togo	-	30	1,354	-	1,354	1,354	-	1,354	-	2,738	-
174.	Tonga	-	-	671	671	-	671	653	18	-	18	-
175.	Trinidad and Tobago	-	-	27,083	-	27,083	27,083	-	27,083	-	54,166	-
176.	Tunisia	-	-	16,927	16,927	-	16,927	16,927	-	-	-	-
177.	Turkey	-	-	928,270	928,270	-	928,270	928,270	-	-	-	-
178.	Turkmenistan	-	-	22,343	22,343	-	22,343	-	22,343	-	22,343	-
179.	Tuvalu	-	17	671	-	671	671	-	671	-	1,359	-
180.	Uganda	-	-	5,417	5,417	-	5,417	5,417	-	2	-	-
181.	Ukraine	-	-	38,593	38,593	-	38,594	38,593	1	-	1	-
182.	United Arab Emirates	-	-	417,078	417,078	-	417,078	417,078	-	-	-	-
183.	United Kingdom of Great Britain and Northern Ireland	-	-	3,092,203	3,092,203	-	3,092,202	3,092,203	-	-	-	-
184.	United Republic of Tanzania	-	-	6,771	6,757	14	6,771	-	6,771	-	6,785	-
185.	United States of America	-	-	14,766,311	14,766,311	-	14,766,311	14,766,311	-	-	-	-
186.	Uruguay	-	-	58,906	58,906	-	58,906	-	58,906	-	58,906	-
187.	Uzbekistan	-	-	21,666	21,666	-	21,666	21,666	-	-	-	-
188.	Vanuatu	-	-	671	266	405	671	-	671	-	1,076	-
189.	Venezuela (Bolivarian Republic of)	-	376,362	492,911	-	492,911	492,911	-	492,911	-	1,362,184	-
190.	Viet Nam	-	-	52,135	52,135	-	52,135	47,960	4,175	-	4,175	-
191.	Yemen	-	39,821	6,771	-	6,771	6,771	-	6,771	-	53,363	-
192.	Zambia	-	-	6,094	431	5,663	6,094	-	6,094	-	11,757	-
193.	Zimbabwe	-	-	3,385	2,418	967	3,385	-	3,385	-	4,352	-
	Totals	48,123	1,190,398	67,119,590	63,062,100	4,057,490	67,119,590	51,610,900	15,508,691	269,929	20,804,702	4,395
	Percentage of contributions received	99.99%	99.92%		93.95%			76.89%				

SUMMARY OF PAYMENT PERFORMANCE

States Parties:

	2019		2020	
	Number of States Parties	Amount Received as at 30 September 2019	Number of States Parties	Amount Received as at 30 September 2020
States Parties that have paid in full	100	51,441,373	101	51,196,955
States Parties that have paid in part	15	125,839	14	413,945
States Parties that have made no payment	78	-	78	-
Totals	193	51,567,212	193	51,610,900
Assessment for the year		67,119,590		67,119,590
Collection rate		76.83%		76.89%

New States Parties:

There were no new States Parties in this period.

Annex 2

**MULTI-YEAR PAYMENT PLANS APPROVED BY THE CONFERENCE OF THE STATES PARTIES
AS AT 30 SEPTEMBER 2020**

Libya³					
Payment Due Date	Amount Payable (Annual Contributions Plus Arrears)	Payment Date	Cash Payments	Applied Cash Surplus	Outstanding
2018: Due within 90 days of the approval of the plan by the Conference	Annual contribution for 2018 in the amount of EUR 82,533 plus EUR 70,750.60	1 February 2018	153,283.60	-	-
1 January 2019	Annual contribution in the amount of EUR 20,312 plus EUR 70,750.60	12 May 2020	20,312.00	-	70,750.60
1 January 2020	Annual contribution in the amount of EUR 20,312 plus EUR 70,750.60		-	-	91,062.60
1 January 2021	Annual contribution* plus EUR 70,750.60		-	-	70,750.60
1 January 2022	Annual contribution* plus EUR 70,750.60		-	-	70,750.60
Total amounts payable (annual contributions plus arrears):	Annual contributions* plus EUR 353,753		173,595.60	-	303,314.40

*Amount to be determined by the Conference.

³ On 30 November 2017, the Conference approved the multi-year payment plan proposed by Libya (C-22/DEC.8, dated 30 November 2017).

Sierra Leone⁴					
Payment Due Date	Payment (Annual Contributions Plus Arrears)	Payment Date	Cash Payments	Applied Cash Surplus	Outstanding
2020: Quarter 1 Due within 90 days after approval of the plan by the Conference	Annual contribution for 2019 (EUR 671) plus EUR 4,062.50	-	-	-	4,733.50
2020: Quarter 2	EUR 4,062.50 and USD 887	-	-	-	EUR 4,062.50 and USD 887
2020: Quarter 3	EUR 4,062.50	-	-	-	4,062.50
2020: Quarter 4	EUR 4,062.50	-	-	-	4,062.50
Total amounts payable (annual contributions plus arrears):	Annual contribution for 2019 in amount of EUR 671 Arrears in amount of EUR 16,250 and USD 887				EUR 16,291 and USD 887

⁴ On 28 November 2019, the Conference approved the payment plan proposed by Sierra Leone (C-24/DEC.8, dated 28 November 2019).

Annex 3

STATES PARTIES THAT, AS AT 30 SEPTEMBER 2020, WERE IN ARREARS IN RESPECT OF CONTRIBUTIONS ASSESSED FOR PREVIOUS YEARS, IN AN AMOUNT EQUAL TO OR EXCEEDING THE AMOUNT OF CONTRIBUTIONS DUE FROM THEM FOR 2018 AND 2019⁵

State Party ⁶		Arrears in Annual Contributions			Total Arrears	Minimum Payment Required ⁷
		1993–2017 ⁸	2018	2019		
1.	Antigua and Barbuda	18,038	1,321	1,354	20,713	18,039
2.	Cabo Verde	2,202	655	671	3,528	2,203
3.	Central African Republic	14,304	655	671	15,630	14,305
4.	Chad	3,746	3,301	2,708	9,755	3,747
5.	Djibouti	14,119	655	671	15,445	14,120
6.	Dominica	3,555	655	671	4,881	3,556
7.	Dominican Republic	261,254	30,372	35,885	327,511	261,255
8.	Gabon	35,588	11,225	10,156	56,969	35,589
9.	Guinea	41,184	1,321	2,031	44,536	41,185
10.	Guinea-Bissau	13,160	655	671	14,486	13,161
11.	Liberia	641	655	671	1,967	642
12.	Marshall Islands	106	655	671	1,432	107
13.	Micronesia	7,876	655	671	9,202	7,877
14.	Namibia	-	6,603	6,094	12,697	1
15.	Niger	35,905	1,321	1,354	38,580	35,906
16.	Niue	15	655	671	1,341	16
17.	Sao Tome & Principe	9,746	655	671	11,072	9,747
18.	Somalia	3,131	655	671	4,457	3,132
19.	Suriname	3,862	3,962	3,385	11,209	3,863
20.	Timor-Leste	1,996	1,981	1,354	5,331	1,997
21.	Yemen	33,218	6,603	6,771	46,592	33,219
	Total	503,646	75,215	78,473	657,334	503,667

⁵ Paragraph 8 of Article VIII of the Convention states the following: “A member of the Organization which is in arrears in the payment of its financial contribution to the Organization shall have no vote in the Organization if the amount of its arrears equals or exceeds the amount of the contribution due from it for the preceding two full years.” In assessing States Parties’ voting rights in any given year, the Secretariat, following past practice, does not factor into its calculation of arrears any amounts still outstanding for the current year, and takes into account only amounts outstanding from annual assessments for previous years. States Parties that joined the OPCW during the preceding two years are not included in this assessment.

⁶ Excludes States Parties with approved multi-year payment plans.

⁷ This minimum payment is required so that arrears are reduced to an amount that does not exceed the amount of contributions due from the Member State for 2018 and 2019, pursuant to paragraph 8 of Article VIII of the Convention. The OPCW’s Financial Regulation 5.6(a), as amended by the Conference (C-9/DEC.11, dated 2 December 2004), requires that payments made to the OPCW by a State Party, other than contributions under Articles IV and V of the Convention, be credited first to any arrears in advances to the Working Capital Fund and then to any arrears in assessed annual contributions, in the order in which these contributions were assessed.

⁸ Includes amounts payable to the Working Capital Fund and OPCW Preparatory Commission.

Annex 4

**REIMBURSEMENTS FOR INSPECTIONS INVOICED UNDER ARTICLES IV AND V
OF THE CHEMICAL WEAPONS CONVENTION FOR THE PERIOD 1 JANUARY TO 30 SEPTEMBER 2020⁹**

1. General Fund:

State Party	1997-2019 Outstanding Received in 2020	1997-2019 ¹⁰ Total Outstanding Remaining	2020 Articles IV and V Reimbursements			Total Balance Outstanding 1997-2020
			Invoiced	Receipts	Balance Outstanding	
Iraq	-	80,562	-	-	-	80,562
Libya	-	474,536	-	-	-	474,536
Syrian Arab Republic	-	4,367,885	-	-	-	4,367,885
Panama	27,499	-	-	-	-	-
United States of America	553,287	1,488,342	149,401	-	-	1,637,743
Total as at 30 September 2020	580,786	6,411,325	149,401	-	-	6,560,726

2. Trust Funds¹¹:

State Party	Total Outstanding 1997-2019	2020 Articles IV and V Reimbursements			Total Balance Outstanding 1997-2020
		Invoiced	Receipts	Balance Outstanding	
Libya	465,525	-	-	-	465,525
Syrian Arab Republic	517,188	-	-	-	517,188
Total as at 30 September 2020	982,713	-	-	-	982,713

⁹ In accordance with Financial Regulation 5.6(b), as amended by the Conference (C-9/DEC.11), payments made by a State Party pursuant to Articles IV and V of the Convention shall be credited to the specific invoice(s) referenced by the State Party.

¹⁰ Includes receipts in 2020 for invoices related to 2018 and 2019.

¹¹ The amounts shown as invoiced under the trust funds table are held as a liability refundable to donors.

Annex 5

**PAYMENT PERFORMANCE WITH RESPECT TO REIMBURSEMENTS
FOR INSPECTIONS UNDER ARTICLES IV AND V OF THE CHEMICAL
WEAPONS CONVENTION AS AT 30 SEPTEMBER 2020¹²**

		1997–2017	2018	2019	2020	Total
1.	Budgeted reimbursements	95,260,481	1,089,695	1,090,322	1,894,200	99,334,698
	Amounts invoiced:					
2.	During the year in question for that year	68,474,728	632,558	1,074,521	149,401	70,331,208
3.	For the year in question, but not until the following year	12,500,398	373,532	516,252	-	13,390,182
4.	Total amounts invoiced	80,975,126	1,006,090	1,590,773	149,401	83,721,390
5.	Total amounts received: ¹³	76,183,716	690,344	286,604	-	77,160,664
6.	Total amounts outstanding (line 4 less line 5)	4,791,409	315,747	1,304,169	149,401	6,560,726
	Performance:					
7.	Difference between the amount budgeted for and that invoiced (line 4 less line 1)	(14,285,355)	(83,605)	500,451	(1,744,799)	(15,613,308)

¹² Amounts reported in the annual financial statements may differ from the results given in this report, because accrual estimates are used in the annual financial statements. In this context, accrued income is recognised in the financial statements, but the performance reflected in this report incorporates only income that has been invoiced.

¹³ In accordance with Financial Regulation 5.6(b), as amended by the Conference (C-9/DEC.11), payments made by a State Party pursuant to Articles IV and V of the Convention shall be credited to the specific invoice(s) referenced by the State Party.

Annex 6

STATEMENT OF APPROPRIATIONS BY FUNDING PROGRAMME
AND SUBPROGRAMME FOR THE PERIOD 1 JANUARY TO 30 SEPTEMBER 2020¹⁴

Funding Programme	Appropriations			Expenditure			Balance of Appropriations
	Appropriation	Transfers	Revised Appropriation	Unliquidated Obligations	Disbursements	Total Expenditure	
1	2	3	4	5	6	7(5+6)	8(4-7)
CHAPTER 1							
1. Verification Programme							
Office of the Director	644,593	-	644,593	8,473	418,721	427,194	217,400
Chemical Demilitarisation Branch	916,172	-	916,172	1,191	573,911	575,102	341,070
Declarations Branch	3,100,371	-	3,100,371	220,687	2,187,475	2,408,162	692,209
Industry Verification Branch	1,350,364	-	1,350,364	5,000	1,002,215	1,007,215	343,149
OPCW Laboratory	2,452,714	-	2,452,714	451,229	1,343,163	1,794,393	658,321
Investigation and Identification Team	1,085,200	-	1,085,200	12,317	863,280	875,597	209,603
Total	9,549,414	-	9,549,414	698,897	6,388,765	7,087,662	2,461,752
2. Inspections Programme							
Office of the Director	400,500	-	400,500	8,171	334,210	342,381	58,119
Operations and Administration Branch	4,466,345	-	4,466,345	457,163	2,685,905	3,143,069	1,323,276
Capacity-Building and Contingency-Planning Cell	2,916,000	-	2,916,000	106,416	1,719,483	1,825,898	1,090,102
Demilitarisation Inspection Cell	4,359,131	-	4,359,131	102,365	3,575,109	3,677,474	681,657
Industry Inspections Cell	6,156,952	-	6,156,952	117,333	3,241,123	3,358,456	2,798,496
Safety and Analytical Chemistry Cell	2,914,500	-	2,914,500	29,029	2,510,092	2,539,121	375,379
Total	21,213,428	-	21,213,428	820,477	14,065,923	14,886,400	6,327,028
TOTAL CHAPTER 1	30,762,842	-	30,762,842	1,519,374	20,454,687	21,974,061	8,788,781
CHAPTER 2							
3. International Cooperation and Assistance Programme							
Office of the Director	354,051	-	354,051	0	241,163	241,163	112,888
Assistance and Protection Branch	2,023,100	-	2,023,100	184,386	885,683	1,070,069	953,031
Implementation Support Branch	2,488,499	-	2,488,499	113,937	807,772	921,709	1,566,790
International Cooperation Branch	2,744,050	-	2,744,050	261,955	919,509	1,181,464	1,562,586
Total	7,609,700	-	7,609,700	560,279	2,854,126	3,414,405	4,195,295
4. Support to the Policy-Making Organs							
Office of the Director	1,435,971	-	1,435,971	80,297	681,497	761,795	674,176
Language Services Branch	3,492,824	-	3,492,824	173,716	2,642,635	2,816,352	676,472
Total	4,928,795	-	4,928,795	254,014	3,324,133	3,578,146	1,350,649
5. External Relations Programme							
Office of the Director	305,685	-	305,685	1,125	207,960	209,085	96,600
Political Affairs and Protocol Branch	874,766	-	874,766	11,128	539,107	550,234	324,532
Public Affairs Branch	843,192	-	843,192	75,804	524,105	599,909	243,283
Total	2,023,643	-	2,023,643	88,057	1,271,171	1,359,228	664,415

¹⁴ This statement reflects the appropriations and expenditure by funding programme, as well as by subprogramme, as approved under C-24/DEC.12 (dated 28 November 2019).

Funding Programme	Appropriations			Expenditure			Balance of Appropriations
	Appropriation	Transfers	Revised Appropriation	Unliquidated Obligations	Disbursements	Total Expenditure	
1	2	3	4	5	6	7(5+6)	8(4-7)
6. Executive Management Programme							
Office of the Director-General	1,397,375	-	1,397,375	75,466	841,857	917,323	480,052
Office of the Deputy Director-General	452,297	-	452,297	330	365,373	365,703	86,594
Office of Internal Oversight	952,326	-	952,326	23,024	769,508	792,532	159,794
Office of the Legal Adviser	1,220,926	-	1,220,926	145,225	755,970	901,196	319,730
Office of Strategy and Policy	1,484,692	-	1,484,692	36,975	881,527	918,501	566,191
Office of Confidentiality and Security	3,218,724	(36,500)	3,182,224	160,735	2,376,854	2,537,590	681,134
Health and Safety Branch	806,804	-	806,804	33,224	599,732	632,956	173,848
Total	9,533,144	(36,500)	9,496,644	474,980	6,590,820	7,065,801	2,467,343
7. Administration Programme							
Office of the Director	6,713,711	-	6,713,711	567,285	5,843,539	6,410,825	302,886
Budget and Finance Branch	1,724,675	-	1,724,675	118,864	1,360,209	1,479,073	245,602
Human Resources Branch	1,922,720	36,500	1,959,220	178,701	1,316,973	1,495,674	427,046
Information Services Branch	3,989,562	-	3,989,562	327,208	2,757,595	3,084,803	904,759
Total	14,350,668	36,500	14,387,168	1,192,058	11,278,316	12,470,374	1,880,294
TOTAL CHAPTER 2	38,445,950	-	38,445,950	2,569,387	25,318,568	27,887,955	10,557,995
GRAND TOTAL	69,208,792	-	69,208,792	4,088,762	45,773,255	49,862,016	19,346,776

Unliquidated Obligations for 2019:

General Fund	Opening Balance as at 1 January 2020	Disbursements During 2020 for 2019	Savings on/ Cancellations of 2019 Obligations	Outstanding Obligations for 2019 as at 30 September 2020
	A	B	C	A-B-C
General Fund	3,262,607	2,352,288	361,429	548,890

Annex 7

BANK BALANCES AS AT 30 SEPTEMBER 2020

Bank Account	Balance	
	As at 30 September 2020 ¹⁵	As at 31 December 2019
General Fund	4,117,528	3,980,862
Working Capital Fund	8,133,388	7,336,791
Voluntary fund for assistance (Article X)	1,567,950	1,562,975
OPCW special accounts		
Special account for the OPCW Equipment Store		
Special account for designated laboratories		
Special fund for OPCW special missions		
Special fund for the Fourth Review Conference in 2018		
Special fund for cybersecurity, business continuity, and physical infrastructure security	2,810,775*	2,105,243*
Special fund for IT infrastructure to support the implementation of decision C-SS-4/DEC.3		
Special fund for capacity building for laboratories		
Special fund for major capital investments		
Special fund for the implementation of a new ERP system	1,552,682	2,249,158
Total OPCW special accounts	4,363,457	4,354,401
OPCW trust funds		
Trust fund for regional seminars		
Trust fund for courses for personnel of National Authorities		
Trust fund for the implementation of Article X		
Trust fund for the Associate Programme		
Trust fund for the Internship-Support Programme		
Trust fund for the procurement of GC-MS ¹⁶ systems		
Trust fund for implementation of Article VII obligations		
Trust fund for the Scientific Advisory Board		
Trust fund for OPCW events		
Trust fund for the Conference on International Cooperation and Chemical Safety and Security		
Trust fund for training	16,594,582*	15,310,637*
OPCW Nobel Peace Prize trust fund		
Trust fund for programme support costs		
Trust fund for support to Iraq		
Trust fund for the International Support Network for Victims of Chemical Weapons		
Trust fund for support to Libya		
Trust fund for temporary support to Libya		
Trust fund for a Centre for Chemistry and Technology		
Trust fund for security and business continuity		
Trust fund for the Junior Professional Officers Programme		

*Some trust fund/special account cash balances held in current accounts have been pooled to a single current account.

¹⁵ The bank balances of the special accounts and the trust funds will usually differ from the "Fund Balance As at Reporting Period" in Annexes 8 and 9 for the following reasons:

- (a) The interest receivable is included as income in Annexes 8 and 9, but has not been included in the bank balances given in Annex 7.
- (b) Bank transfers have not been made for income and expenditure amounts in Annexes 8 and 9 involving inter-fund transfers.

¹⁶ GC-MS = gas chromatography-mass spectrometry.

Bank Account	Balance	
	As at 30 September 2020¹⁵	As at 31 December 2019
United States voluntary trust fund	1,076,846	1,354,490
Trust fund for Council of the European Union (EU) decision 2015	-	10,053
Syria trust fund for the destruction of chemical weapons	466,380	466,628
Trust fund for Syria missions	8,782,167	9,318,746
Trust fund for EU Council decision 2019	2,695,520	3,154,942
Total OPCW trust funds	29,654,167	29,615,495
Total OPCW	47,836,490	46,850,524

Annex 8

**STATUS OF WORKING CAPITAL FUND, SPECIAL ACCOUNTS,¹⁷ AND OF THE VOLUNTARY FUND FOR ASSISTANCE
AS AT 30 SEPTEMBER 2020**

Fund Balance

Working Capital Fund, Special Accounts and the Voluntary Fund for Assistance	Balance as at 1 January 2020¹⁸	2020 Income¹⁹	Refunds/Transfers During 2020	Prior Years' Adjustments²⁰	Expenditure During 2020²¹	Fund Balance as at 30 September 2020
	A	B	C	D	E	F=A+B+C+D-E
Working Capital Fund	8,140,791	1,287	-	-	-	8,142,078
Special Accounts						
Special account for the OPCW Equipment Store	262,582	-	-	-	-	262,582
Special account for designated laboratories	697,449	-	-	-	10	697,439
Special fund for the implementation of a new ERP system	1,208,558	-	-	925,341	2,007,301	126,598
Special fund for OPCW special missions	-	-	-	-	-	-
Special fund for cybersecurity, business continuity, and physical infrastructure security	742,630	-	-	(811)	301,791	440,028
Special fund for IT infrastructure to support the implementation of decision C-SS-4/DEC.3	421,593	-	-	5,855	68,197	359,251
Special fund for capacity building for laboratories	380,000	89	-	-	-	380,089
Special fund for major capital investments	600,000	140	-	-	15,960	584,180
Voluntary fund for assistance (Article X)	1,562,974	5,000	-	-	-	1,567,974

¹⁷ In line with the recommendation contained in Note EC-65/DG.9 (dated 28 June 2011), “special accounts” are now referred to as “special funds”.

¹⁸ Shows fund balances as reported in the Financial Statements of the OPCW, including interest earnings that may be returned to the relevant contributor(s).

¹⁹ Including voluntary contributions received and interest earnings.

²⁰ Including cancellation of obligations of the prior year (2019).

²¹ Including disbursements and obligations for 2020.

Annex 9

STATUS OF TRUST FUNDS AS AT 30 SEPTEMBER 2020

Trust Fund	Balance as at 1 January 2020 ²²	2020 Income ²³	Refunds/Transfers Between Trust Funds During 2020 ²⁴	Prior Years' Adjustments ²⁵	Expenditure During 2020 ²⁶	Fund Balance as at 30 September 2020
	A	B	C	D	E	F=A+B+C+D-E
Trust fund for regional seminars	178,447	50,211	-	154	10,547	218,265
Trust fund for courses for personnel of National Authorities	139,114	-	-	-	-	139,114
Trust fund for the implementation of Article X	879,421	110,411	-	17,520	68,319	939,033
United States voluntary trust fund	1,365,918	-	-	9	183,159	1,182,768
Trust fund for the Associate Programme	5,024	-	-	-	-	5,024
Trust fund for the procurement of GC-MS systems	28,654	-	-	-	-	28,654
Trust fund for the implementation of Article VII obligations	80,756	-	-	-	-	80,756
Trust fund for the Scientific Advisory Board	13,777	-	-	17	-	13,794
Trust fund for the Internship-Support Programme	5,912	-	-	-	-	5,912
Trust fund for the Conference on International Cooperation and Chemical Safety and Security (OPCW mobile exhibition)	18,527	-	-	-	-	18,527
Trust fund for training	317,716	268,947	-	(3,977)	110,204	472,482
Trust fund for the International Support Network for Victims of Chemical Weapons	109,596	5,000	-	-	-	114,596
Trust fund for EU Council Decision 2015	118,411	-	(117,346)	-	1,065	-
Syria trust fund for the destruction of chemical weapons	172,133	-	-	400	17,294	155,239
OPCW Nobel Peace Prize trust fund	673,461	-	-	-	-	673,461
Trust fund for programme support costs	1,014,347	244,896	-	1,093	664,961	595,375
Trust fund for Syria missions	8,054,514	3,139,105	-	125,639	3,481,893	7,837,365

²² Shows fund balances as reported in the financial statements of the OPCW, including interest earnings that may be returned to the relevant contributor(s).

²³ Including voluntary contributions received and interest earnings.

²⁴ Represents refunds and transfers approved by donors.

²⁵ Adjustments include cancellations of the prior year's (2019) obligations.

²⁶ Expenditure in 2020 includes disbursements and obligations.

Trust Fund	Balance as at 1 January 2020 ²²	2020 Income ²³	Refunds/Transfers Between Trust Funds During 2020 ²⁴	Prior Years' Adjustments ²⁵	Expenditure During 2020 ²⁶	Fund Balance as at 30 September 2020
	A	B	C	D	E	F=A+B+C+D-E
Trust fund for support to Libya ²⁷	(210,166)	-	(2,385)	75,684	-	(136,867)
Trust fund for temporary support to Libya ²⁸	2,367	-	-	-	-	2,367
Trust fund for OPCW events	6,282	-	-	-	-	6,282
Trust fund for a Centre for Chemistry and Technology	10,332,306	1,675,855	-	1,438	1,049,587	10,960,012
Trust fund for security and business continuity	567,251	753,794	-	-	21,199	1,299,846
Trust fund for the Junior Professional Officers Programme	70,852	327,783	-	-	173,793	224,842
Trust fund for EU Council Decision 2019	3,239,796	714	-	1,186	661,645	2,580,051
Total Trust Funds	27,184,416	6,576,716	(119,731)	219,163	6,443,666	27,416,898

²⁷ The trust fund for support to Libya has a negative balance, pending receipt of final payment of an instalment from one donor, in accordance with the relevant contribution agreement.

²⁸ The trust fund for temporary support to Libya will be closed in 2020.

DESCRIPTION OF TRUST FUNDS²⁹

Trust fund for regional seminars	This fund was assumed by the OPCW in 1997 to assist in meeting the costs associated with regional seminars. Contributions to date: EUR 2,960,302
Trust fund for courses for personnel of National Authorities	This fund was assumed by the OPCW in 1997 to assist in meeting the costs associated with courses for personnel of National Authorities. Contributions to date: EUR 356,251
Trust fund for the implementation of Article X	This fund was established in 2002 to meet costs associated with the implementation of requirements under Article X in relation to the provision of assistance and protection, on request, to any Member State in the event of the use or threat of use of chemical weapons. Contributions to date: EUR 3,848,122
United States voluntary trust fund	This fund was established in 2002 to meet costs associated with the inspection and verification regime and with international cooperation (including support for enhancing national measures to combat chemical terrorism). Contributions to date: EUR 2,843,063
Trust fund for the Associate Programme	This fund was established in 2002 to accept voluntary contributions in support of the Associate Programme. Contributions to date: EUR 572,324
Trust fund for the procurement of GC-MS systems	This fund was established in 2003 to finance the procurement of GC-MS systems to support on- and off-site chemical analysis. Contributions to date: EUR 588,031
Trust fund for the implementation of Article VII obligations	This fund was established in 2004 to finance OPCW activities in the framework of the plan of action for the implementation of Article VII obligations. Contributions to date: EUR 878,536
Trust fund for the Internship Support Programme	This fund was established in 2005 to finance four internships at OPCW Headquarters and the OPCW Laboratory. Contributions to date: EUR 160,731
Trust fund for the Scientific Advisory Board	This fund was established in 2005 to provide additional financial support to the Scientific Advisory Board. Contributions to date: EUR 363,243
Trust fund for OPCW events	This fund was established in 2008 to support participation of a broader group of NGOs from Africa, Asia, and Latin America in OPCW events. In 2011, new contributions were made to support the CWC Coalition general meeting in The Hague in April 2011. In August 2017, the “Trust fund to broaden NGO participation in OPCW events” was renamed as the “trust fund for OPCW events” in order to accommodate more general activities related to OPCW events. The fund will also be used for commemorative events, public events, and other OPCW events not fully supported by the regular budget of the OPCW. Contributions to date: EUR 110,274

29

Contributions represent the cash amount received and may include amounts for which contributions agreements are being finalised. Further amounts may have been agreed with donors in the case of some contributions agreements but have not yet been received by the Secretariat; these are excluded from the table above. There may therefore be timing differences between the amounts reported in this table and Annex 9.

Trust fund for the Conference on International Cooperation and Chemical Safety and Security	This fund was established in January 2011 to support the Conference on International Cooperation and Chemical Safety and Security, which was held on 12 and 13 September 2011, as part of the celebrations of 2011 as the “International Year of Chemistry” (as declared by the United Nations General Assembly). In 2015, after approval was received from donors, some remaining balances in the trust fund were used to support the OPCW mobile exhibition project. Contributions to date: EUR 120,438
Trust fund for training	This fund was established in March 2012 to support the OPCW in its transition as its main activities change focus, with work on verifying destruction of chemical weapons stockpiles moving towards completion. Contributions to date: EUR 882,525
Trust fund of Canada for Libya	This fund was established in April 2012 to assist the Libyan chemical weapons destruction programme. Contributions to date: EUR 4,554,078
Trust fund for the International Support Network for Victims of Chemical Weapons	This fund was established in July 2012 to support activities sustaining the victims of chemical weapons. Contributions to date: EUR 222,474
Trust fund for EU Council decision 2015	This fund was established in March 2015 to support OPCW activities in the framework of the implementation of the European Union Strategy against Proliferation of Weapons of Mass Destruction. Contributions to date: EUR 2,387,457
Trust fund for Syria	This fund was established in 2013 pursuant to Council decision EC-M-33/DEC.1 (dated 27 September 2013). Contributions to date: EUR 6,560,275
Syria trust fund for the destruction of chemical weapons	This fund was established in November 2013 pursuant to paragraph 6 of Council decision EC-M-34/DEC.1 (dated 15 November 2013). Contributions to date: EUR 49,856,423
OPCW Nobel Peace Prize trust fund	This fund is intended to support the allocation of an annual prize to a deserving nominee, selected by the OPCW Prize Committee, for their contribution to the Chemical Weapons Convention. Contribution to date: EUR 935,935
Trust fund for programme support costs	This fund was established in September 2014 to recover indirect support costs associated with the implementation and administration of programme activities funded by voluntary contributions, as recommended by the External Auditor of the OPCW (EC-74/DG.3 C-18/DG.5, dated 30 July 2013). Contributions to date: EUR 3,318,808
Trust fund for Syria missions	This fund was established in November 2015 to support full elimination of the Syrian chemical weapons programme and clarification of facts related to the alleged use of chemical weapons, in accordance with the relevant decisions of the policy-making organs of the OPCW. Contributions to date: EUR 33,344,633
Trust fund for support to Iraq	This fund was established in April 2016 to support the Government of Iraq, through the provision of training, in the completion of its destruction activities. Contributions to date: EUR 531,365
Trust fund for support to Libya	This fund was established in July 2016 to provide extra-budgetary resources necessary to cover operational planning costs, as well as costs to support the removal, destruction, and verification of Libyan chemical weapons. Contributions to date: EUR 3,658,551

Trust fund for temporary support to Libya	This fund was established in July 2016 to support short-term requirements for planning activities related to the possible removal and destruction of chemical weapons from Libya. Contributions to date: EUR 40,000
Trust fund for a Centre for Chemistry and Technology	This fund was established in October 2017 to enhance the capability of leading the network of partner laboratories, as well as to assist States Parties in research and capacity building. Contributions to date: EUR 17,100,482
Trust fund for security and business continuity	This fund was established in September 2018 to strengthen the physical and cyber security of the OPCW infrastructure, provide a safe working environment for personnel, and support OPCW business continuity management processes. Contributions to date: EUR 1,373,381
Trust fund for the Junior Professional Officers Programme	This fund was established in November 2018 to provide opportunities for States Parties to sponsor young professionals to work at the OPCW in a professional capacity. Contributions to date: EUR 773,343
Trust fund for EU Council decision 2019	This fund was established in May 2019 to support OPCW activities in the framework of the implementation of the European Union Strategy against Proliferation of Weapons of Mass Destruction from 1 May 2019 to 30 April 2022, including supporting the laboratory upgrade project. Contributions to date: EUR 3,305,730